


# SP-T2+T3-320/Y-CCC-LED

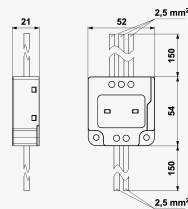
## SPD for LED lights / SPD

Module of surge protection especially for LED lights regardless of the type of power system input/output cores, fault signalling by supply interruption

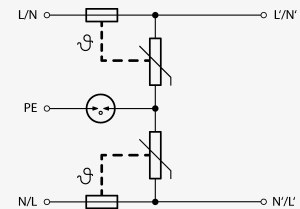
- surge arrester especially for LED lights
- installation close to protected equipment in LV power circuits
- also for equipment in external part of building with high exposure level (according to IEEE C62.41.2)



Product dimensions



Basic circuit diagram



Parameter name	Parameter value
Type of SPD	T2,T3
Nominal voltage	$U_n$ 230 V AC
Maximum operating voltage	$U_c$ 320.00 V AC
Nominal load current	$I_L$ 10.000 A
Type of network	TT TN
Maximum overcurrent protection	32 A gL/gG or C 32 A
Short-circuit current rating	$I_{SCCR}$ 3.0 kA
Residual current	$I_{PE}$ 0.004 mA
Nominal discharge current (8/20 $\mu$ s) L-N	$I_n$ 5.00 kA
Nominal discharge current (8/20 $\mu$ s) N-PE	$I_n$ 5.00 kA
Maximum discharge current (8/20 $\mu$ s) L-N	$I_{max}$ 10.00 kA
Maximum discharge current (8/20 $\mu$ s) N-PE	$I_{max}$ 10.00 kA
Test voltage L-N	$U_{oc}$ 10.0 kV
Test voltage L-PE	$U_{oc}$ 10.0 kV
Test voltage N-PE	$U_{oc}$ 10.0 kV
Voltage protection level mode L-N	$U_p$ 1.30 kV
Voltage protection level mode L-PE	$U_p$ 1.50 kV

Voltage protection level mode N-PE	$U_p$	1.50 kV
Response time L-N	$t_a$	25 ns
Response time N-PE	$t_a$	100 ns
TOV 5 s L-N		335 V
TOV 5 s L-PE		440 V
TOV characteristic (TOV 5 s)		withstand
TOV 120 min L-N		440 V
TOV characteristic (120 min)		withstand
TOV 200 ms L-PE		1 455 V
TOV 200 ms N-PE		1 200 V
TOV characteristic (TOV 200 ms)		safe failure
Fault indication		loss of voltage, dark grey indication field
Degree of protection		IP 20
Range of ambient temperatures (min/max)		-40 / 80 °C
Humidity		5 - 95 %
According to standard		EN 61643-11:2012, IEC 61643-11:2011
ETIM Class		EC000942
Customs tariff number		85363030
EAN		8595090562450
Order number		A06245