

DL-10G-60V-POE

SPD - for data, signalling and telecommunications lines / ICT / Ethernet and PoE - compact

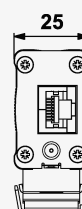
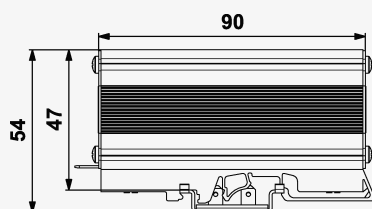
SPD for general structured cabling networks (Ethernet up to Cat.6A)

for high-speed general structured cabling networks

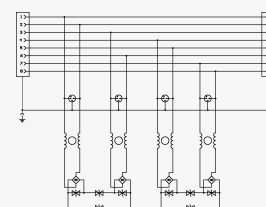
- combined (2-stage) SPD for high-speed general structured cabling networks
- LPZ 0 to LPZ 1 boundary installation
- to protect devices working with signals over twisted pairs up to 60V



Product dimensions



Basic circuit diagram



Parameter name	Parameter value
Type of SPD	D1,C2,C3
Location of SPD	ST 1+2+3
Mounting	DIN rail 35 mm
Maximum operating voltage core-core	U_c 60,00 V DC
Maximum operating voltage pair-pair (POE)	U_c 60,00 V DC
Nominal load current per core at 25 °C	I_L 0.5 A
Treshold frequency core-core	f 500.00 MHz
Insertion attenuation at treshold frequency	2.50 dB
C2 nominal discharge current (8/20 μ s) core-core	I_n 0.15 kA
D1 total discharge current (10/350 μ s) cores-PE	I_{Total} 2.00 kA
C2 total discharge current (8/20 μ s) cores-PE	I_{Total} 10.00 kA
C2 voltage protection level mode core-core (@ U_{oc}/I_n)	U_p 120,00 V (0,3 kV / 0,15 kA)
C2 voltage protection level mode core-PE (@ U_{oc}/I_n)	U_p 700,00 V (2,5 kV / 1,25 kA)
C2 voltage protection level mode pair-pair (POE) (@ U_{oc}/I_n)	U_p 90,00 V (0,3 kV / 0,15 kA)
C3 voltage protection level mode core-core (@ I_n - 1 kV/ μ s)	U_p 110,00 V (10 A)

C3 voltage protection level mode core-PE (@In - 1 kV/ μ s)	U_p	500,00 V (10 A)
C3 voltage protection level mode pair-pair (POE) (@In - 1 kV/ μ s)	U_p	85,00 V (10 A)
Response time core-core	t_a	1 ns
Response time core-PE	t_a	100 ns
Connection (input - output)		RJ 45/RJ 45
Degree of protection		IP 30 (without connectors IP 10)
Range of ambient temperatures (min/max)		-25 / 50 °C
Humidity		15 - 85 %
According to standard		EN 61643-21+A1,A2:2013, IEC 61643-21+A1,A2:2012
ETIM Class		EC000943
Customs tariff number		85363010
EAN		8595090570707
Order number		A07070