

# DL-Cat.6A-60V

## SPD - for data, signalling and telecommunications lines / ICT / Ethernet and PoE - compact

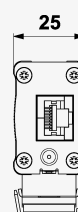
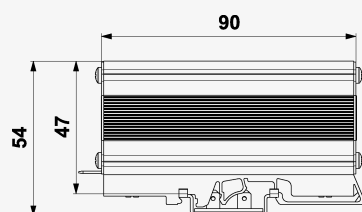
Fine surge protector for Ethernet networks with PoE and general structured cabling

fine protector for Ethernet networks with PoE and general structured cabling

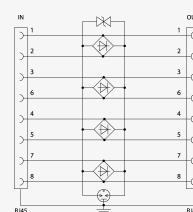
- fine surge protector for Ethernet networks with PoE and general structured cabling
- LPZ 1 - LPZ 2 boundary installation
- to protect devices working with signals over twisted pairs up to 60 V



Product dimensions



Basic circuit diagram



Parameter name	Parameter value	
Type of SPD	C2,C3	
Location of SPD	ST 2+3	
Mounting	DIN rail 35 mm	
Maximum operating voltage core-core	$U_c$	60 V DC
Maximum operating voltage pair-pair (POE)	$U_c$	60 V DC
Nominal load current per core at 25 °C	$I_L$	0.5 A
Treshold frequency core-core	$f$	500.00 MHz
Insertion attenuation at treshold frequency	2.90 dB	
C2 nominal discharge current (8/20 $\mu$ s) core-core	$I_n$	0.20 kA
C2 total discharge current (8/20 $\mu$ s) cores-PE	$I_{Total}$	1.60 kA
C2 voltage protection level mode core-core (@ $U_{oc}/I_n$ )	$U_p$	130,00 (0,4 kV / 0,2 kA)
C2 voltage protection level mode core-PE (@ $U_{oc}/I_n$ )	$U_p$	400,00 V (0,4 kV / 0,2 kA)
C2 voltage protection level mode pair-pair (POE) (@ $U_{oc}/I_n$ )	$U_p$	130,00 V (0,4 kV / 0,2 kA)
C3 voltage protection level mode core-core (@ $I_n$ - 1 kV/ $\mu$ s)	$U_p$	130,00 V (10 A)

C3 voltage protection level mode core-PE (@In - 1 kV/ $\mu$ s)	$U_p$	600,00 V (10 A)
C3 voltage protection level mode pair-pair (POE) (@In - 1 kV/ $\mu$ s)	$U_p$	130,00 V (10 A)
Response time core-core	$t_a$	1 ns
Response time core-PE	$t_a$	100 ns
Connection (input - output)		RJ45/RJ45
Degree of protection		IP 30 (without connectors IP 10)
Range of ambient temperatures (min/max)		-10 / 50 °C
Humidity		15 - 85 %
According to standard		EN 61643-21+A1,A2:2013, IEC 61643-21+A1,A2:2012
ETIM Class		EC000943
Customs tariff number		85363030
EAN		8595090571087
Order number		A07108