


# DMJ-048/2-RS

## SPD - for data, signalling and telecommunications lines / I&C / ST2+3 (DM) - terminal block

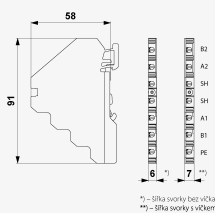
Surge protection for two 1-core signalling networks

coupling impedance (resistance), screw terminals

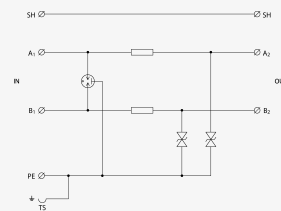
- coarse and fine surge protection for two 1-core signalling networks
- installation close to protected equipment
- for protection of communication interfaces and control circuits of I&C, electronic security and fire detection systems, etc. against impact of surge voltage
- coarse and fine surge protection in common mode (core – PE)



Product dimensions



Basic circuit diagram



| Parameter name   | Parameter value     |
|--|---------------------|
| Type of SPD  | C2,C3               |
| Location of SPD  | ST 2+3              |
| Mounting   | DIN rail 35 mm      |
| Nominal voltage  | $U_n$ 48 V DC       |
| Maximum operating voltage                              | $U_c$ 36.00 V AC    |
| Maximum operating voltage                              | $U_c$ 51.00 V DC    |
| Nominal load current                                   | $I_L$ 0.500 A       |
| Threshold frequency core-core                          | $f$ 5.00 MHz        |
| Serial resistance per core                             | $R$ 1.60 $\Omega$   |
| D1 impulse discharge current (10/350 $\mu$ s) per core | $I_{imp}$ 0.50 kA   |
| D1 total discharge current (10/350 $\mu$ s) cores-PE   | $I_{Total}$ 1.00 kA |

|   |             |   |
|---|-------------|---|
| C2 nominal discharge current (8/20 $\mu$ s) per core      | $I_n$       | 5.00 kA   |
| C2 total discharge current (8/20 $\mu$ s) cores-PE        | $I_{Total}$ | 10.00 kA  |
| C2 voltage protection level mode core-PE at $I_n$         | $U_p$       | 95 V  |
| C3 voltage protection level mode core-PE at 1 kV/ $\mu$ s | $U_p$       | 65 V  |
| Response time core-PE                                     | $t_a$       | 1 ns  |
| Connection (input - output)                               |             | terminals-terminals                             |
| Cross-section of connected conductors solid (min)         |             | 0.14 mm <sup>2</sup>                            |
| Cross-section of connected conductors solid (max)         |             | 4.00 mm <sup>2</sup>                            |
| Cross-section of connected conductors stranded (min)      |             | 0.14 mm <sup>2</sup>                            |
| Cross-section of connected conductors stranded (max)      |             | 2.50 mm <sup>2</sup>                            |
| Degree of protection                                      |             | IP 20   |
| Range of ambient temperatures (min/max)                   |             | -40 / 70 °C                                     |
| According to standard                                     |             | EN 61643-21+A1,A2:2013, IEC 61643-21+A1,A2:2012 |
| ETIM Class  |             | EC001625  |
| Customs tariff number                                     |             | 85363010  |
| EAN   |             | 8595090551317                                   |
| Order number  |             | A05131  |