


# DMG-060/1-RS

## SPD - for data, signalling and telecommunications lines / I&C / ST2+3 (DM) - terminal block

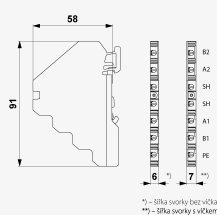
Surge protection for 2-core floating signalling networks

coupling impedance (resistance), screw terminals

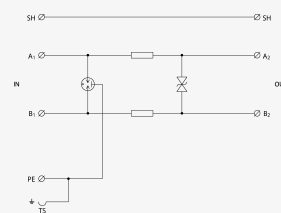
- coarse and fine surge protection for 2-core signalling networks
- installation close to protected equipment
- for protection of communication interfaces and measuring lines of I&C, electronic security and fire detection systems, etc. against impact of surge voltage
- coarse and fine surge protection in differential mode (core – core) and coarse protection in common mode (core – PE)



Product dimensions



Basic circuit diagram



Parameter name	Parameter value
Type of SPD	C2,C3
Location of SPD	ST 2+3
Mounting	DIN rail 35 mm
Nominal voltage	$U_n$ 60 V DC
Maximum operating voltage	$U_c$ 45.00 V AC
Maximum operating voltage	$U_c$ 64.00 V DC
Nominal load current	$I_L$ 0.500 A
Threshold frequency core-core	$f$ 6.50 MHz
Serial resistance per core	$R$ 1.60 $\Omega$
D1 impulse discharge current (10/350 $\mu$ s) per core	$I_{imp}$ 0.50 kA

D1 total discharge current (10/350 $\mu$ s) cores-PE	$I_{Total}$	1.00 kA
C2 nominal discharge current (8/20 $\mu$ s) per core	$I_n$	5.00 kA
C2 total discharge current (8/20 $\mu$ s) cores-PE	$I_{Total}$	10.00 kA
C2 voltage protection level mode core-PE at $I_n$	$U_p$	350 V
C2 voltage protection level mode core-core at $I_n$	$U_p$	100 V
C3 voltage protection level mode core-PE at 1 kV/ $\mu$ s	$U_p$	500 V
C3 voltage protection level mode core-core at 1 kV/ $\mu$ s	$U_p$	85 V
Response time core-core	$t_a$	1 ns
Response time core-PE	$t_a$	100 ns
Connection (input - output)		terminals-terminals
Cross-section of connected conductors solid (min)		0.14 mm <sup>2</sup>
Cross-section of connected conductors solid (max)		4.00 mm <sup>2</sup>
Cross-section of connected conductors stranded (min)		0.14 mm <sup>2</sup>
Cross-section of connected conductors stranded (max)		2.50 mm <sup>2</sup>
Degree of protection		IP 20
Range of ambient temperatures (min/max)		-40 / 70 °C
According to standard		EN 61643-21+A1,A2:2013, IEC 61643-21+A1,A2:2012
ETIM Class		EC001625
Customs tariff number		85363010
EAN		8595090551362
Order number		A05136