


# CLSA-DSL

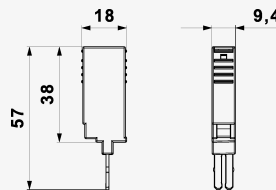
## SPD - for data, signalling and telecommunications lines / ICT / for LSA-PLUS strips (CLSA)

Surge protection for line of DSL modems  
for LSA-PLUS separating strips

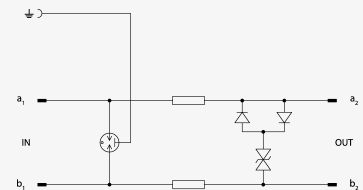
- combination of coarse and fine protection of 2-core telecommunication lines including ADSL
- coarse and fine surge protection in differential mode (core – core) and coarse protection in common mode (core – PE)
- installation close to protected equipment
- for protection of telecommunication lines against impact of surge voltage



Product dimensions



Basic circuit diagram



Parameter name		Parameter value
Type of SPD		C2,C3
Location of SPD		ST 2+3
Mounting		LSA disconnection rail
Maximum operating voltage	$U_c$	120.00 V AC
Maximum operating voltage	$U_c$	170.00 V DC
Nominal load current	$I_L$	0.500 A
Serial resistance per core	R	1.60 $\Omega$
C2 nominal discharge current (8/20 $\mu$ s) per core	$I_n$	5.00 kA
C2 total discharge current (8/20 $\mu$ s) cores-PE	$I_{Total}$	10.00 kA
C2 voltage protection level mode core-PE at $I_n$	$U_p$	350 V
C2 voltage protection level mode core-core at $I_n$	$U_p$	280 V

C3 voltage protection level mode core-PE at 1 kV/ $\mu$ s	$U_p$	400 V
C3 voltage protection level mode core-core at 1 kV/ $\mu$ s	$U_p$	230 V
Response time core-core	$t_a$	1 ns
Response time core-PE	$t_a$	100 ns
Connection (input - output)		LSA disconnection rail
Degree of protection		IP 20
Range of ambient temperatures (min/max)		-40 / 70 °C
According to standard		EN 61643-21+A1,A2:2013, IEC 61643-21+A1,A2:2012
ETIM Class		EC001625
Accessories		grounding rail
Customs tariff number		85363010
EAN		8595090551768
Order number		A05176