


DL-1G-POE-PCB-INJECTOR

SPD - for data, signalling and telecommunications lines / ICT / Ethernet and PoE - for 19" RACK

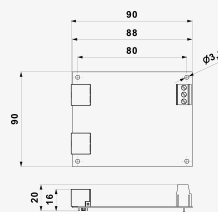
Surge protection for Ethernet 1 Gbit/s (Cat. 6) or 10 Gbit/s (Cat. 6A)

RJ45 sockets, PCB, with injector

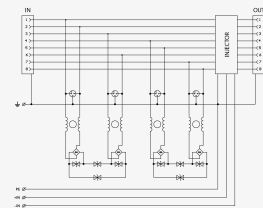
- combination of coarse and fine protection of Ethernet line with PoE
- installation at the entry of the line into building and close to protected equipment, at the boundary of LPZ 0 and LPZ 1 or higher
- for protection of Ethernet line Cat. 6 or Cat. 6A with PoE (Power over Ethernet) in mode A or B against surge voltage
- for assembly to DL-CS-RACK-1U-INJECTOR



Product dimensions



Basic circuit diagram



Parameter name		Parameter value
Type of SPD		D1,C2,C3
Location of SPD		ST 1+2+3
Mounting		DL-CS-RACK-1U-INJECTOR
Maximum operating voltage	U_C	8.50 V DC
Maximum operating voltage POE	U_C	58.00 V DC
Nominal load current per core at 25 °C	I_L	0.5 A
Treshold frequency core-core	f	250.00 MHz
Insertion attenuation at treshold frequency		1.20 dB
D1 total discharge current (10/350 μ s) cores-PE	I_{Total}	2.00 kA
C2 nominal discharge current (8/20 μ s) per core	I_n	0.15 kA
C2 total discharge current (8/20 μ s) cores-PE	I_{Total}	10.00 kA
C2 voltage protection level mode core-PE at $I_n = 1,25$ kA	U_p	700.00 V

C2 voltage protection level mode core-core at I_n	U_p	70 V
C3 voltage protection level mode (POE) at 1 kV/ μ s		80.00 V
C2 voltage protection level mode (POE) at $I_n = 1,25$ kA	U_c	90.00 V
C3 voltage protection level mode core-PE at 1 kV/ μ s	U_p	500 V
C3 voltage protection level mode core-core at 1 kV/ μ s	U_p	80 V
Response time core-core	t_a	1 ns
Response time core-PE	t_a	100 ns
Connection (input - output)		RJ 45/RJ 45
Degree of protection		IP 20
Range of ambient temperatures (min/max)		-40 / 80 °C
Humidity		5 - 95 %
According to standard		EN 61643-21+A1,A2:2013, IEC 61643-21+A1,A2:2012
Customs tariff number		85363030
EAN		8595090565703
Order number		A06570